

PROFILE PROJECTORS

THE STAGE DOESN'T
MOVE UP AND DOWN



ISP-AZ3020

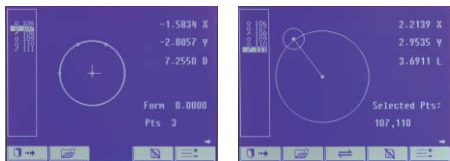


ISP-A5000E

digital readout of ISP-A5000E

- Adjust the focus by ascending and descending the projector head, the stage doesn't move up and down
- Maximum workpiece weight 50kg

- touch buttons
- USB data output to Excel and CAD
- show diagram directly



VIDEO



software CD
(included, only for
ISP-A5000E)

OPTIONAL ACCESSORY



lens



overlay chart (protractor with 1°
graduation, radius with 1mm increment)



50mm reading scale
(check magnification accuracy)



300mm calibration scale (check
magnification accuracy together
with 50mm reading scale or
calibrate measuring accuracy)



demo sample


















printer (only for ISP-A5000E)

To be continued

Continued from previous page

SPECIFICATION

| Code | | ISP-AZ3020 | | ISP-A5000E | |
|------------------------|------------------------|--|---|--|-----------------|
| Edge detector | | not included | | included | |
| Lens | magnification | 10X (included) | 20X (optional) | 50X (optional) | 100X (optional) |
| | view field | Ø30mm | Ø15mm | Ø6mm | Ø3mm |
| | working distance | 77.7mm | 44.3mm | 38.4mm | 25.3mm |
| Max. workpiece height | | 100mm | 100mm | 100mm | 100mm |
| Magnification accuracy | | ±0.08% | | | |
| Image | | erect image | | | |
| Projector screen | | diameter: Ø300mm | | | |
| | | rotation range: 0°~360°, resolution: 1' or 0.01° | | | |
| | | reference lines: cross-hairs | | | |
| Stage | metal stage size | 404×228mm | | | |
| | glass stage size | 260×160mm | | | |
| | X-Y stage travel | range: 200×100mm | | | |
| | | resolution: 0.5µm | | | |
| | | accuracy: (3+L/75)µm L is the measuring length in mm | | | |
| | Z (focus) travel range | 100mm | | | |
| max. load capacity | 50kg | | | | |
| Illumination | | contour illumination: 24V/150W halogen lamp, brightness is adjustable | | | |
| | | surface illumination: 24V/150W halogen lamp, brightness is adjustable | | | |
| Data processing unit | display | X-Y stage travel, screen rotation | | | |
| | output | RS232C | | RS232C, USB (data output to Excel and CAD) | |
| | function |  measure coordinate of point |  measure coordinate of point | | |
| | |  measure coordinate of line |  measure coordinate of line | | |
| | |  measure center coordinate, radius of circle with three points |  measure center coordinate, radius of circle with three points | | |
| | |  measure distance between two objects |  measure distance between two objects | | |
| | |  measure angle with four points or two lines |  measure angle with four points or two lines | | |
| | |  set origin of coordinate |  coordinate transform | | |
| | |  coordinate transform |  choose measurement object automatically according to the selective point and display the result | | |
| | |  set midpoint of coordinate | | | |
| advanced function | — | | programming for batch measurements | | |
| Power supply | | 110/220V, 50/60Hz | | | |
| Dimension (L×W×H) | | 780×780×1100mm | | | |
| Weight | | 160kg | | | |

STANDARD DELIVERY

| | |
|---|-------|
| Main unit | 1 pc |
| 10X lens with half-reflection mirror and oblique illuminator mirror | 1 pc |
| Overlay chart clip | 4 pcs |
| Foot-switch | 1 pc |
| Anti-dust cover | 1 pc |
| Software (only for ISP-A5000E) and USB cable | 1 pc |

OPTIONAL ACCESSORY

| | |
|---|--------------------|
| 20X lens with half-reflection mirror and oblique illuminator mirror | ISP-A5000-LENS20X |
| 50X lens with half-reflection mirror | ISP-A5000-LENS50X |
| 100X lens with half-reflection mirror | ISP-A5000-LENS100X |
| Overlay chart | ISP-A5000-CHART |

| | |
|-------------------------------|-------------------|
| 50mm reading scale | ISP-A5000-SCALE50 |
| 300mm calibration scale | ISP-A5000-RULE |
| Demo sample | ISP-A5000-DEMO |
| Printer (only for ISP-A5000E) | ISP-A5000-PRINTER |